

# Jeanine Driscoll (NY-04) Research Report

## Significant Findings

### **As Hempstead Receiver Of Taxes, Driscoll Oversaw The Largest Tax Increase In Hempstead In More Than A Decade, Raising Taxes By \$42 Million On Hempstead Families**

- ✓ 2020-Present: Driscoll served as the Hempstead Receiver of Taxes and ran as ex-Supervisor Don Clavin's running mate.
- ✓ As Hempstead Board Supervisor, Clavin passed a budget raising the tax levy by \$42 million on Hempstead families.
- ✓ 2024: Clavin and the Town of Hempstead board passed a 12% tax levy, which Clavin called "fiscally responsible."
  - ✓ The \$42 million increase was larger than any tax levy increase since at least 2013.

### **Driscoll Supported The One Big Beautiful Bill Which Was Projected To Cost Hospitals In New York's 4<sup>th</sup> District Almost \$50 Million In Medicaid Revenue And Kick Tens Of Thousands Off Their Health Care**

- ✓ Driscoll said she agreed with the One Big Beautiful Bill and criticized Gillen for voting against it.
- ✓ The One Big Beautiful Bill was estimated to cut almost \$50 million in hospital revenue in New York's 4<sup>th</sup> district and put Long Island hospitals at risk of closure.
  - ✓ Fiscal Policy Institute: NY-04's Mercy Medical Center was under threat of closure due to the One Big Beautiful Bill.
  - ✓ The One Big Beautiful Bill would cut revenue for Nassau County Hospitals by more than \$180 million, including almost \$50 million for hospitals in the district.
- ✓ The One Big Beautiful Bill was estimated to kick almost 25,000 NY-04 constituents off their health insurance and would force more than 900 hospital workers to lose their jobs.

### **Driscoll Said She Was 100% Behind Trump And Called His Agenda "Wonderful" Despite The Iran War And Tariffs Spiking Costs For American Consumers**

- ✓ Driscoll called Trump's agenda "wonderful," indicated she would stand with Trump 100% of the time, and said her number one priority was to make sure that Trump's agenda continues.
- ✓ Trump's Iran War drove up the cost of groceries and gas.
- ✓ Trump's Iran War had cost Americans \$100 billion and the lives of more than a dozen service members.
- ✓ Tariffs were one of the largest tax increases in the country's history, causing families to pay thousands of dollars more after raising costs on everything from cars to groceries.
  - ✓ 2025: Tariffs were one of the largest tax increases in the country's history.
  - ✓ 2026: Tariffs were estimated to cost American families thousands per year.

- ✓ Consumers shouldered the burden of tariffs as they raised the price of basic goods like food and clothing.
- ✓ Tariffs were estimated to cost New Yorkers, who were shouldering a majority of the costs, more than \$4,000 extra per year.

**Driscoll Supported The One Big Beautiful Bill, Which Let ACA Tax Credits Expire Resulting In Higher Health Care Costs, Individuals Priced Out Of Coverage, And Enrollees Cutting Back On Essentials To Afford Care**

- ✓ Driscoll supported the One Big Beautiful Bill which let the ACA tax credits expire, driving up health care costs for more than 12,000 individuals in NY-04 on marketplace plans, and resulting in higher monthly payments or individuals foregoing coverage entirely while cutting back on essentials like food.
- ✓ The One Big Beautiful Bill made health care more expensive for 11,600 NY-04 residents that received coverage from ACA marketplace plans.
- ✓ 60-year-old couples making \$82,000 in NY-04 were expected to see an increase of 168% in out-of-pocket monthly payments when the ACA tax credits expired.
- ✓ 2026: In a survey of ACA marketplace enrollees, more than half of respondents reported cutting back on food, clothing, or basic household items to afford health care.
- ✓ More than 140,000 New Yorkers saw an increase in health care costs as a result of the ACA tax credits' expiration.

**Driscoll Supported The One Big Beautiful Bill Which Threatened Food Assistance For More Than 15,000 Households In Her District And Gave Billions In Tax Breaks To The Ultra-Wealthy**

- ✓ The One Big Beautiful Bill enacted the largest SNAP cuts in history, threatening food assistance for more than 15,000 households in NY-04.
- ✓ Center For American Progress: The One Big Beautiful Bill enacted the largest SNAP cuts in the program's history.
- ✓ The One Big Beautiful Bill risked food assistance for 15,565 households in NY-04.
- ✓ The One Big Beautiful Bill gave billions in tax breaks to the ultra-wealthy at the expense of working families.

**Driscoll Supported The One Big Beautiful Bill Which Was Expected To Raise The National Debt By \$3.4 Trillion And Make It Harder For New Yorkers To Pay For Basic Needs Including Health Care And Housing Despite Her Claims Of Bringing Fiscal Responsibility To Washington**

- ✓ The One Big Beautiful Bill was expected to raise the national debt by \$3.4 trillion, meaning less funding available to invest in safety net programs and higher rates for housing and education.
- ✓ Driscoll's support to increase the national debt stood in stark contrast to her past statements on bringing fiscal responsibility to Washington.

**As Hempstead Receiver Of Taxes, Driscoll Oversaw The Largest Tax Increase In Hempstead In More Than A Decade, Raising Taxes By \$42 Million On Hempstead Families**

**2020-Present: Driscoll Served As The Hempstead Receiver Of Taxes And Ran As Ex-Supervisor Don Clavin’s Running Mate**

**2020- 2026: Driscoll Served As The Hempstead Receiver Of Taxes.** [Jeanine Driscoll, LinkedIn, accessed [5/27/26](#)]



[Jeanine Driscoll, LinkedIn, accessed [5/27/26](#)]

**Driscoll Ran As Hempstead Town Supervisor Don Clavin’s “Running Mate.”** “Republican candidate Don Clavin announced his platform Saturday if elected Hempstead Town supervisor, vowing to cut government staffing and reform the town’s Industrial Development Agency and building codes. Clavin, the town’s elected receiver of taxes, announced his ticket Saturday with more than 100 supporters outside his campaign office in Garden City. He was joined by several state, town and Nassau County officials, as well as Clavin’s running mates: Councilmembers Erin King Sweeney, Bruce Blakeman and Tom Muscarella, town clerk candidate Kate Murray and tax receiver candidate Jeanine Driscoll.” [Newsday, [9/7/19](#)]

**As Hempstead Board Supervisor, Clavin Passed A Budget Raising The Tax Levy By \$42 Million On Hempstead Families**

**2024: Clavin And The Town Hempstead Board Passed A 12% Tax Levy, Which Clavin Called “Fiscally Responsible”**

**2024: The Town Of Hempstead Board Approved A 12.1% Tax Levy Which Increased The Levy From \$346.8 Million To \$389 Million.** “The Hempstead Town Board approved a 12.1% tax levy increase last week, raising the levy from \$346.8 million to \$389 million in 2025. The preliminary budget, approved by the town board Oct. 1 increases taxes by \$5 a year for homeowners in incorporated areas and \$65 a year for unincorporated areas.” [Long Island Press, [10/21/24](#)]

**Supervisor Don Clavin Called The Town’s Budget “Fiscally Responsible.”** “In a letter included in the budget proposal, Town Supervisor Donald Clavin called the town’s \$549.1 million budget ‘fiscally responsible.’ ‘I am extremely proud that we have not only been able to take them in stride, but also deliver significant relief to taxpayers,’ Clavin said in the letter. ‘Under my stewardship during this time, the Town has a clear record of either freezing or cutting taxes for four consecutive years, and as residents across the Town continue to tighten their belts during this difficult and volatile national economy, every opportunity to save is more important now than ever before.’” [Long Island Press, [10/21/24](#)]

**The \$42 Million Increase Was Larger Than Any Tax Levy Increase Since At Least 2013**

**2013-2026: The Largest Tax Levy Increase In Town Of Hempstead Was From 2024 To 2025, By \$42.2 Million.** [Town of Hempstead, Budgets, accessed [5/28/26](#)]

Budget Year	Tax Levy	Increase From Last Year
2013	\$337,686,144.26	N/A

2014	\$337,943,811.10	\$257,666.84
2015	\$347,702,991.29	\$9,759,180.19
2016	\$350,153,432.25	\$2,450,440.96
2017	\$350,932,974.20	\$779,541.95
2018	\$358,210,798.99	\$7,277,824.79
2019	\$347,210,798.99	\$-11,000,000.00
2020	\$342,088,659.00	\$-5,122,139.99
2021	\$342,889,026.17	\$800,367.17
2022	\$341,775,129.56	\$-1,113,896.61
2023	\$344,718,706.02	\$2,943,576.46
2024	\$346,800,000.00	\$2,081,293.98
2025	<b>\$389,000,000.00</b>	<b>\$42,200,000.00</b>

[Town of Hempstead, Budgets, accessed [5/28/26](#)]

**Driscoll Supported The One Big Beautiful Bill Which Was Projected To Cost Hospitals In New York’s 4<sup>th</sup> District Almost \$50 Million In Medicaid Revenue And Kick Tens Of Thousands Off Their Health Care**

**Driscoll Said She Agreed With The One Big Beautiful Bill And Criticized Gillen For Voting Against It**

**Driscoll: “I Agree With H.R. 1.”** DRISCOLL: “Well, I feel I will be able to work with the Trump administration. I’ve already met with many members of the Trump administration over the last two weeks. We’ve made several trips down to Washington. And I’ve been welcomed. You know, they’ve been wonderful, supportive. I agree with the policies. I agree with H.R. 1. I agree with his policy of, you know, giving money back to people. No tax on tips.” [News12, 5:41, [5/31/26](#)] (AUDIO)

**Driscoll Criticized Gillen For Voting Against The One Big Beautiful Bill, Saying She “Doesn’t Have The Interest Of The Nassau Residents.”** DRISCOLL: “She voted no on that. And then in the big beautiful bill, there were a number of items. No tax on tips, no tax on overtime, no tax social security. And she voted no on that. She voted no on the child tax credit. Um, and you know, basically if she had her way, the Trump, you know, tax credits, everything would have expired. So, I think that she’s really doesn’t have the interest of the Nassau County residents.” [Sid In The Morning via YouTube, 9:01, [4/29/26](#)] (AUDIO)

**The One Big Beautiful Bill Was Estimated To Cut Almost \$50 Million In Hospital Revenue In New York’s 4<sup>th</sup> District And Put Long Island Hospitals At Risk Of Closure**

**Fiscal Policy Institute: NY-04’s Mercy Medical Center Was Under The Threat Of Closure Due To The One Big Beautiful Bill**

**Fiscal Policy Institute: Mercy Medical Center Was Under The Threat Of Closure Due To The One Big Beautiful Bill.** “70 of New York’s 156 hospitals get over 25 percent of their net patient revenue from Medicaid or government appropriations; these hospitals are at risk of closure in the case of severe cuts to Medicaid. [...] The One Big Beautiful Bill Act (OBBBA) passed by the U.S. House of Representatives last month will have major implications for New York’s budget and for the provision of healthcare in New York. Federal cuts to Medicaid and to the tax credits that fund the Essential Plan shift the cost of care from the federal government to the State. Given the magnitude of the projected impact of the OBBBA in New York — an estimated \$13.5 billion in lost federal revenue and added costs each year — many health care providers, including hospitals, will experience budget shortfalls.” [Fiscal Policy Institute, Press Release, [6/27/25](#)]

**NY-04 Non-Government Hospitals At Risk Of Closure Under The One Big Beautiful Bill**

District	Hospital Name	City	Current Employees	Medicaid And Government Appropriations As % Of Net Patient Revenue	10% Of Medicaid Revenue > Profit Margin
NY-04	MERCY MEDICAL CENTER	Rockville Center	1,600	25%	Yes

[Fiscal Policy Institute, Press Release, [6/27/25](#)]

**The One Big Beautiful Bill Would Cut Revenue For Nassau County Hospitals By More Than \$180 Million, Including Almost \$50 Million For Hospitals In The District**

**Under The One Big Beautiful Bill, Hospitals In NY-04 Were Projected To Lose \$45,625,444 As A Result Of Medicaid Cuts.** [Third Way, GOP Medicaid Cuts Will Decimate Hospitals Nationwide, [7/8/25](#)]

Projected Cuts To NY-04 Hospital Revenue From Medicaid Cuts In The One Big Beautiful Bill		
Hospital	City	Projected Cut To Hospital Revenue
Nassau University Medical Center	East Meadow	\$24,125,270
South Nassau Communities Hospital	Oceanside	\$13,445,227
Mercy Medical Center	Rockville Centre	\$8,054,747
<b>Total:</b>		<b>\$45,625,244</b>

[Third Way, GOP Medicaid Cuts Will Decimate Hospitals Nationwide, [7/8/25](#)]

- **Under The One Big Beautiful Bill, Hospitals In Nassau County Were Projected To Lose \$181,723,283 In Annual Revenue As A Result Of Medicaid Cuts.** [Third Way, GOP Medicaid Cuts Will Decimate Hospitals Nationwide, [7/8/25](#)]

Projected Cuts To Nassau County Hospital Revenue From Medicaid Cuts In The One Big Beautiful Bill		
Hospital	City	Projected Cut To Hospital Revenue
Nassau University Medical Center	East Meadow	\$24,125,270
South Nassau Communities Hospital	Oceanside	\$13,445,227
Mercy Medical Center	Rockville Centre	\$8,054,747
Long Island Jewish Medical Center	New Hyde Park	\$115,444,637
Peconic Bay Medical Center	New Hyde Park	\$5,844,635
St. Francis Hospital	Roslyn	\$5,477,696
Glen Cove Hospital	Glen Cove	\$3,514,220
Plainview Hospital	Plainview	\$3,374,874
St. Joseph Hospital	Bethpage	\$2,441,977
<b>Total:</b>		<b>\$181,723,283</b>

[Third Way, GOP Medicaid Cuts Will Decimate Hospitals Nationwide, [7/8/25](#)]

**The One Big Beautiful Bill Was Estimated To Kick Almost 25,000 NY-04 Constituents Off Their Health Insurance And Would Force More Than 900 Hospital Workers To Lose Their Jobs**

**The Big Beautiful Bill Was Estimated To Kick Off 24,940 NY-04 Residents Off Their Health Insurance.** [Joint Economic Committee Minority, [September 2025](#)]

**The Big Beautiful Bill's Medicaid Cuts Were Estimated To Cause A Loss Of More Than 1,700 Health Care Related Job Losses, 900 Of Which Were In Hospitals In NY-04.** [Governor Kathy Hochul, [June 2025](#)]

**The Big Beautiful Bill's Medicaid Cuts Were Estimated To Cause A Loss Of \$393,628,000 In Economic Activity In NY-04.** [Governor Kathy Hochul, [June 2025](#)]

## **Driscoll Said She Was 100% Behind Trump And Called His Agenda “Wonderful” Despite The Iran War And Tariffs Spiking Costs For American Consumers**

**Driscoll Called Trump’s Agenda “Wonderful,” Indicated She Would Stand With Trump 100% Of The Time, And Said Her Number One Priority Was To Make Sure That Trump’s Agenda Continues**

**Audio: Driscoll Called Trump’s Agenda “Wonderful.”** DRISCOLL: “Um, so my number one priority is to make sure that the president's agenda continues and that this man is not impeached and that this wonderful agenda that really is helping us does not come to a grinding halt.” [Sid In The Morning via YouTube, 8:11, [4/29/26](#)] (AUDIO)

**Audio: Driscoll: “My Number One Priority Is To Make Sure That The President's Agenda Continues.”** DRISCOLL: “Um, so my number one priority is to make sure that the president's agenda continues and that this man is not impeached and that this wonderful agenda that really is helping us does not come to a grinding halt.” [Sid In The Morning via YouTube, 8:11, [4/29/26](#)] (AUDIO)

**Audio: Driscoll: “We Want To See People Elected That Are Going To Stand With The President 100% Of The Time.”** DRISCOLL: “So, I do think a lot of these races, you know, they're all very critical. Um but certainly, we want to see people elected that are going to stand with the president 100% of the time.” [Sid In The Morning via YouTube, 3:52, [5/19/26](#)] (AUDIO)

**Driscoll Said She Would Soon Be Added To MAGA Majority And That “I Am Eager To Earn President Trump’s Support.”** “Local Republicans two weeks ago landed on Hempstead Receiver of Taxes Jeanine Driscoll to be their nominee against Gillen, after DeGrace dropped out and D’Esposito decided to stay in the Trump administration. Driscoll, who is not as well-known as D’Esposito, is still gearing up her campaign: She filed with the FEC last week, and a handful of local Republicans have touted their endorsement of her in recent days. ‘Even though I just launched my campaign, the tremendous outpouring of support and enthusiasm has been meaningful and gratifying,’ Driscoll told your host in a statement. ‘We have already received extremely positive feedback from decision makers in Washington, and I believe that my name will soon be added to the MAGA Majority list. I am eager to earn President Trump’s support.’” [Politico, NY Playbook, [4/28/26](#)]

## **Trump’s Iran War Drove Up The Cost Of Groceries And Gas**

**Associated Press: “U.S. Consumer Prices Climbed Sharply Again Last Month As The 10-Week War With Iran Delivered Higher Gasoline Prices And More Pain For Americans.** “U.S. consumer prices climbed sharply again last month as the 10-week war with Iran delivered higher gasoline prices and more pain for Americans. The Labor Department’s consumer price index rose 3.8% from April 2025, the biggest jump in three years, and up from a 3.3% year-over-year gain in March. On a month-to-month basis, April prices rose 0.6% from March as gasoline prices rose 5.4%, according to the data released Tuesday. The month-over-month gain was down from a 0.9% increase in overall prices from February to March, when the initial financial shock from the war hit the U.S. economy.” [AP, [5/12/26](#)]



**NY Post Headline: “Fed’s Preferred Inflation Gauge Worsens As Iran War Sends Food, Energy Prices Surging.”** [NY Post, [5/28/26](#)]

**The Iran War Drove Up Energy And Gas Prices.** “US inflation increased at its fastest pace in three years in April, driven by higher energy prices amid the war with Iran, and cementing economists’ views that the Federal Reserve could hold interest rates unchanged well into next year.” [NY Post, [5/28/26](#)]

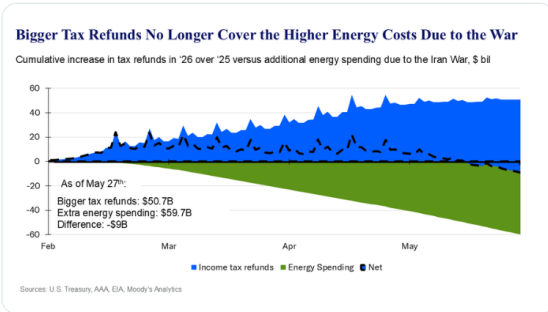
## **Trump’s Iran War Had Cost Americans \$100 Billion And The Lives Of More Than A Dozen Service Members**

**The Iran War Had Killed 13 American Service Members.** John Klinner is one of the 13 US troops killed in connection with Operation Epic Fury, the name the Pentagon has given to the war with Iran. He died alongside five other crew members who were aboard a US Air Force KC-135 Stratotanker refueling aircraft when it crashed on March 12 in western Iraq. [CNN, [5/25/26](#)]

**Mark Zandi Reported That Moody's Cost Estimate Of The Iran War On American Households Was \$100 Billion, Or Nearly \$750 Per Household.** “\$100 billion. That’s our estimate of the cost of the Iran War to American households. That’s nearly \$750 per household. This includes the additional U.S. military costs and the higher energy and other prices resulting from the war. This is a big economic blow, but deficit-financed tax cuts have cushioned it. Until now. As of May 16th, the bigger tax refunds Americans have received this year no longer cover the higher costs of gasoline, diesel, and jet fuel caused by the war. The financial pressure is thus mounting quickly, particularly on already hard-pressed middle and lower-income households. With the saving rate about as low as it ever goes, unless the war ends soon and energy prices come down, they will have little choice but to rein in their spending, weighing further on the already sagging economy.” [Mark Zandi, Twitter, [6/1/26](#)]

 **Mark Zandi**   
@Markzandi

\$100 billion. That’s our estimate of the cost of the Iran War to American households. That’s nearly \$750 per household. This includes the additional U.S. military costs and the higher energy and other prices resulting from the war. This is a big economic blow, but deficit-financed tax cuts have cushioned it. Until now. As of May 16th, the bigger tax refunds Americans have received this year no longer cover the higher costs of gasoline, diesel, and jet fuel caused by the war. The financial pressure is thus mounting quickly, particularly on already hard-pressed middle and lower-income households. With the saving rate about as low as it ever goes, unless the war ends soon and energy prices come down, they will have little choice but to rein in their spending, weighing further on the already sagging economy.



**Bigger Tax Refunds No Longer Cover the Higher Energy Costs Due to the War**  
Cumulative increase in tax refunds in '26 over '25 versus additional energy spending due to the Iran War, \$ bil

As of May 27th:  
Bigger tax refunds: \$50.7B  
Extra energy spending: \$59.7B  
Difference: -\$9B

10:47 AM · Jun 1, 2026 · 92.2K Views

60 405 695 108

[Mark Zandi, Twitter, [6/1/26](#)]

**Trump’s Tariffs Were One Of The Largest Tax Increases In The Country’s History, Causing Families To Pay Thousands Of Dollars More After Raising Costs On Everything From Cars To Groceries**

**2025: Tariffs Were One Of The Largest Tax Increases In The Country’s History**

**Center For Economic And Policy Research: Trump’s Tariffs Were The Largest Tax Increase In The Country’s History.** “Donald Trump is putting in place the largest tax increase in the country’s history with his big import taxes (tariffs). We won’t know the full size of Trump’s taxes until after Liberation Day III (August 1), and probably not even then, but we already know that they are huge. This is evident from the tariff revenue the government is collecting. In June the government collected \$26.6 billion in tariff revenue. That is up from around \$6 billion a month in 2024 before Trump’s tax hikes. The difference of \$20 billion comes to \$240 billion on an annual basis. Summed over a decade, as we do with other measures, this comes to \$2.4 trillion. This would be a

substantial tax hike in itself, roughly \$1,900 per household, but we know that the figure is almost certain to go much higher. Trump is threatening taxes of an additional 10 to 30 percent on imports from our major trading partners, such as Mexico, Canada, the European Union, and Japan. The tax take could easily end up being twice its current level, making Trump's tariff frenzy by far the largest tax increase in US history." [Center For Economic and Policy Research, [7/17/25](#)]

---

## **2026: Tariffs Were Estimated To Cost American Families Thousands Per Year**

---

### ***Tariffs Increased The Cost Of Living By More Than \$1,700 Per Family***

**Trump's Tariffs Increased The Cost Of Living By More Than \$1,700 Per Family.** "Following the Supreme Court's decision today to overturn Trump's tariffs, the Joint Economic Committee – Minority released an updated report estimating that American families have already paid more than \$1,700 each in tariff costs since President Trump took office. Combining Treasury Department data on the amount of tariff revenue collected across the first year of Trump's term with independent estimates from the nonpartisan Congressional Budget Office of the percent of each tariff dollar that is paid by American consumers, the Committee found that they paid more than \$231 billion in total tariff costs between February 2025 and January 2026, an average of more than \$1,700 per family. 'President Trump's tariffs have been a disaster for American families, driving costs up at the worst possible time,' said U.S. Senator Maggie Hassan, Ranking Member of the Joint Economic Committee. 'While the Supreme Court has thankfully and correctly ruled that much of Trump's tariff agenda was an illegal exercise of presidential power, today's ruling cannot undo the damage that tariffs have already caused.'" [Joint Economic Committee, Press Release, [2/20/26](#)]

- **Joint Economic Committee Headline: "UPDATED DATA: American Families Have Already Paid More Than \$1,700 Each In Tariff Costs Since Trump Entered Office."** [Joint Economic Committee, Press Release, [2/20/26](#)]

### ***2026: The Joint Economic Committee Estimated That Tariffs Would Cost American Families More Than \$2,500 On Average***

**Joint Economic Committee Minority: "American Families Will Pay More Than \$2,500 Each In Tariff Costs In 2026."** "Even though the Supreme Court ruled that the bulk of President Trump's tariff agenda was illegal, the administration moved immediately to enact new tariffs that Treasury Secretary Bessent claims will result in 'virtually unchanged tariff revenue in 2026'. If Bessent's estimates hold true, the Joint Economic Committee – Minority estimates that American families will pay more than \$2,500 each in tariff costs in 2026. Building on its previous tariff cost estimates, the Committee combined official data from the U.S. Treasury Department on the amount of tariff revenue collected since the start of 2025 with independent estimates from the nonpartisan Congressional Budget Office of the percent of each tariff dollar that is ultimately paid by American consumers. The Committee found that if tariff revenue stays at the level recorded in January 2026 for the rest of the year, American families would in total pay more than \$330 billion in tariff costs in 2026, an average of more than \$2,500 per household in tariff costs this year. This is substantially higher than the more than \$1,700 in average tariff costs that the JEC – Minority previously estimated that families paid during the first year of Trump's second term." [Joint Economic Committee Minority, Fact Sheet, [March 2026](#)]

**Joint Economic Committee Minority: With The Administration's Projected Tariff Policy, "American Families Would In Total Pay More Than \$300 Billion In Tariff Costs In 2026."** "Even though the Supreme Court ruled that the bulk of President Trump's tariff agenda was illegal, the administration moved immediately to enact new tariffs that Treasury Secretary Bessent claims will result in 'virtually unchanged tariff revenue in 2026'. If Bessent's estimates hold true, the Joint Economic Committee – Minority estimates that American families will pay more than \$2,500 each in tariff costs in 2026. Building on its previous tariff cost estimates, the Committee combined official data from the U.S. Treasury Department on the amount of tariff revenue collected since the start of 2025 with independent estimates from the nonpartisan Congressional Budget Office of the percent of each tariff dollar that is ultimately paid by American consumers. The Committee found that if tariff revenue stays at the level recorded in January 2026 for the rest of the year, American families would in total pay more than \$330 billion in

tariff costs in 2026, an average of more than \$2,500 per household in tariff costs this year. This is substantially higher than the more than \$1,700 in average tariff costs that the JEC – Minority previously estimated that families paid during the first year of Trump’s second term.” [Joint Economic Committee Minority, Fact Sheet, [March 2026](#)]

---

## **Consumers Shouldered The Burden Of Tariffs As They Raised The Price Of Basic Goods Like Food And Clothing**

---

### *Consumers Shouldered 55% Of The Tariff Burden As Compared To Businesses*

**The Hill Headline: “US Consumers Shouldering 55 Percent Of Trump Tariff Costs: Goldman Sachs.”** [The Hill, [10/13/25](#)]

**Fox News Headline: “US Businesses And Consumers Shoulder The Bulk Of Tariff Cost Burden, Goldman Sachs Finds.”** [Fox News, [10/21/25](#)]

### **Goldman Sachs Found U.S. Consumers Would Be Absorbing 55% Of Tariff Costs By The End Of 2025.**

“Goldman’s economists assessed that by the end of 2025, U.S. consumers will be absorbing 55% of tariff costs, while 22% will fall on U.S. businesses, 18% on foreign exporters and 5% on potential tariff evasion. ‘Our 22% estimate for U.S. businesses is modest because it is a net impact – companies that use or sell imported goods will bear a larger share of tariff costs, while domestic producers that are shielded from foreign competition by tariffs will be able to raise their own prices and increase their margins,’ the economists wrote.” [Fox Business, [10/21/25](#)]

### **Goldman Sachs Found 22% Of Tariff Costs Would Fall On U.S. Businesses By The End Of 2025.**

“Goldman’s economists assessed that by the end of 2025, U.S. consumers will be absorbing 55% of tariff costs, while 22% will fall on U.S. businesses, 18% on foreign exporters and 5% on potential tariff evasion. ‘Our 22% estimate for U.S. businesses is modest because it is a net impact – companies that use or sell imported goods will bear a larger share of tariff costs, while domestic producers that are shielded from foreign competition by tariffs will be able to raise their own prices and increase their margins,’ the economists wrote.” [Fox Business, [10/21/25](#)]

### *Tariffs Raised Prices On Cars*

**Kelley Blue Book: “President Trump Has Announced A 25% Tariff On All Cars Built Outside The United States And On Many Parts Used In Cars Built Here. [...] Shoppers Can Expect The Tariffs To Increase Car Prices By As Much As \$6,000 On Vehicles Priced Under \$40,000.”** “President Trump has announced a 25% tariff on all cars built outside the United States and on many parts used in cars built here. See our latest news updates below on where tariffs stand. Effective Dates: Imported Cars: Tariffs began on April 3. Car Parts: Tariffs began on May 3. These tariffs have started to increase car prices. To save money, consider locking in a new car deal before any potential price increases take effect. Can You Avoid a Car Tariff? No vehicle made at an assembly plant in the United States is 100% made here. Even Tesla sources its parts from other countries. This means that with tariffs, car prices will increase for American car buyers, though the timing remains unclear. You can potentially avoid paying a tariff on a new car by purchasing one that was imported to the U.S. before the tariffs took effect, or by buying a used car. How Will Tariffs Affect Car Buying? If new cars become too expensive, used cars will become more attractive. However, if demand spikes, used car prices may also increase. Here’s more information: New cars: Shoppers can expect the tariffs to increase car prices by as much as \$6,000 on vehicles priced under \$40,000. Higher car prices mean higher car taxes, financing, car insurance, and other ownership costs. This price pressure will make cars less affordable for consumers.” [Kelley Blue Book, [9/15/25](#)]

### *Tariffs Raised Prices On Groceries*

**Tariffs Contributed To Prices Rising For Groceries.** “President Donald Trump pledged to bring down grocery costs. But his administration’s policies are contributing to an acceleration in prices, food economists and companies say. Grocery prices last month rose at their fastest pace in three years, stoked by Trump’s tariffs, a crackdown on immigration, and extreme weather hurting food production. Prices jumped 0.6% in August from the month prior, according to the latest reading from the Bureau of Labor Statistics, and they are up 2.7% from a year ago. Food

prices are deeply personal to consumers, and weekly grocery bills shape their overall perceptions of the economy. More than half of Americans count grocery costs as a major stress in their lives. Low-income and middle-income Americans, hit the hardest by rising grocery costs, are changing where they shop and what they buy. Companies are also taking extreme measures to appeal to shoppers strained by higher prices, such as bringing back paper coupons.” [CNN, [9/20/25](#)]

- **Axios Headline: “Grocery Inflation Highest Since 2022 As Trump Tariffs Pile Up.”** [Axios, [9/11/25](#)]
- **News ABC 12 Headline: “Trump’s Tariffs Could Lead To Higher Grocery Bills As NC Farmers Face Export Challenges.”** [News ABC 12, [4/2/25](#)]

### *Tariffs Raised Prices On Apparel Goods*

**Tariffs Raised Prices On Apparel Goods.** “The impact of President Donald Trump’s tariffs on prices throughout the economy is expected to increase over the summer. At U.S. department store chains including Macy’s , Nordstrom, and Dillard’s , the evidence of sticker price inflation is starting to show up across more items. Recent price increases in apparel, footwear, and bags across major U.S. department-store websites tracked by DataWeave indicate a turning point in May, when prices started their ascent. DataWeave analyzes nearly 15,000 SKUs (stock keeping units), a scannable code retailers use to identify and track a product, and has been collecting that data from January to June for signs of price hikes in footwear, apparel, and bags. ‘Footwear is now as much as 4% above January levels at some banners, while apparel is roughly half that pace,’ said Karthik Bettadapura, co-founder & CEO of DataWeave.” [CNBC, [7/2/25](#)]

- **CNBC Headline: “Inside America’s Department Stores, Tariff-Triggered Price Hikes Are Picking Up.”** [CNBC, [7/2/25](#)]
- **The Guardian Headline: “Clothing Prices Rising In US As Trump Tariffs Kick In, H&M Boss Says.”** [The Guardian, [6/26/25](#)]

### **Tariffs Were Estimated To Cost New Yorkers, Who Were Shouldering A Majority Of The Costs, Over \$4,000 Extra A Year**

**The Tax Foundation, A Nonpartisan Organization, Described Trump’s Tariffs As “The Largest U.S. Tax Increase As A Percent Of GDP Since 1993.”** “President Donald Trump's tariffs cost the average American household \$1,000 last year, according to new research from the nonpartisan Tax Foundation... The research called Trump's tariffs ‘the largest U.S. tax increase as a percent of GDP since 1993.’ It suggests the president's signature economic policy is exacerbating cost of living concerns at a time when many households are grappling with persistently high prices. According to the research think tank Tax Foundation, the federal government collected \$264 billion in total tariff revenues in 2025 -- far short of the trillions regularly touted by the White House. The research also finds the tariffs will offset most of the economic benefits of the new tax cuts from Trump's signature tax law that took effect this year.” [ABC News, [2/9/26](#)]

**The New York State Tariff Disruptions Report Found That Tariffs Were Imposing A 21 Percent Tax On Imported Goods And Costing The Average New York Family An Estimated \$4,200 A Year.** “Governor Kathy Hochul today announced the findings of the New York State Tariff Disruptions Report, a statewide analysis documenting the impacts caused by the Trump Administration’s tariff policies. The report outlines that tariffs are imposing an effective 21 percent tax on imported goods, costing New York families an estimated \$4,200 annually. Additionally, inflation is nearly 52 percent higher than the 10-year average. These tariffs have generated price surges across critical sectors, and are threatening to reverse years of economic growth and job creation in New York State. The report can be found here.” [Office of Governor Kathy Hochul, Press Release, [11/7/25](#)]

**The Hill Headline: “US Consumers Shouldering 55 Percent Of Trump Tariff Costs: Goldman Sachs.”** [The Hill, [10/13/25](#)]

**Goldman Sachs Found U.S. Consumers Would Be Absorbing 55% Of Tariff Costs By The End Of 2025, While Businesses Only Shouldered 22% Of The Costs.** “Goldman’s economists assessed that by the end of 2025, U.S. consumers will be absorbing 55% of tariff costs, while 22% will fall on U.S. businesses, 18% on foreign exporters and 5% on potential tariff evasion. ‘Our 22% estimate for U.S. businesses is modest because it is a net impact – companies that use or sell imported goods will bear a larger share of tariff costs, while domestic producers that are shielded from foreign competition by tariffs will be able to raise their own prices and increase their margins,’ the economists wrote.” [Fox Business, [10/21/25](#)]

**The Senate Joint Economic Committee Minority Found That Tariffs Would Cost Households An Average Of Over \$2,500 In 2026.** “President Donald Trump is scrambling to replace the revenue the federal government lost when the Supreme Court struck down his biggest and boldest tariffs last month. If the effort succeeds, congressional Democrats warn in a study out Friday, the administration’s import taxes will cost American households an average of \$2,512 in 2026, up 44% from \$1,745 in tariff costs last year. And this at a time when U.S. consumers are already angry over the high cost of living and the war with Iran is pushing up energy prices.” [AP, [3/13/26](#)]

- **The Committee Made Its Cost Estimate By Combining Official Data From The Treasury Department With The Estimates From The Congressional Budget Office On How Much Consumers Were Paying On Tariffed Goods.** “Even though the Supreme Court ruled that the bulk of President Trump’s tariff agenda was illegal, the administration moved immediately to enact new tariffs that Treasury Secretary Bessent claims will result in ‘virtually unchanged tariff revenue in 2026’. If Bessent’s estimates hold true, the Joint Economic Committee – Minority estimates that American families will pay more than \$2,500 each in tariff costs in 2026. Building on its previous tariff cost estimates, the Committee combined official data from the U.S. Treasury Department on the amount of tariff revenue collected since the start of 2025 with independent estimates from the nonpartisan Congressional Budget Office of the percent of each tariff dollar that is ultimately paid by American consumers.” [Senate Joint Economic Committee Minority, Fact Sheet, [March 2026](#)]

**This Represented A 44% Increase From 2025, When Households Were Estimated To Pay An Average Of \$1,745 In Tariff Costs.** “President Donald Trump is scrambling to replace the revenue the federal government lost when the Supreme Court struck down his biggest and boldest tariffs last month. If the effort succeeds, congressional Democrats warn in a study out Friday, the administration’s import taxes will cost American households an average of \$2,512 in 2026, up 44% from \$1,745 in tariff costs last year. And this at a time when U.S. consumers are already angry over the high cost of living and the war with Iran is pushing up energy prices.” [AP, [3/13/26](#)]

---

**The Senate Joint Economic Committee Minority Found That New Yorkers Were Already Paying Over \$2,000 More In Household Costs Since Trump Took Office, Including Paying Over \$400 More Per Year For Housing**

---

**2025: According To The Joint Economic Committee Minority, New Yorkers Faced An Average Cost Increase Of \$2,024, Including Paying \$433 More For Housing And \$178 More For Transportation.** [Senate Joint Economic Committee Minority, Fact Sheet, [January 2026](#)]

**The Committee Estimated The Cost Increase By Using Data From The Bureau Of Economic Analysis On Household Spending And The Most Recent Consumer Price Index To Track Inflation.** “Updated calculations from the Joint Economic Committee – Minority estimate how much more an average family in every state spent on goods and services in 2025 because of inflation under President Trump. The analysis uses recent data from the Bureau of Economic Analysis on household spending and the most recent Consumer Price Index (CPI) data that tracks inflation through December 2025. CPI estimates the costs that households pay for all purchases and expenses, including housing, transportation, food, clothing, health care, utilities, and other essentials. This analysis uses the same methods that the Joint Economic Committee – Republicans used under the last administration to estimate state-level costs.” [Senate Joint Economic Committee Minority, Fact Sheet, [January 2026](#)]

**Driscoll Supported The One Big Beautiful Bill, Which Let ACA Tax Credits Expire Resulting In Higher Health Care Costs, Individuals Priced Out Of Coverage, And Enrollees Cutting Back On Essentials To Afford Care**

**Driscoll Supported The One Big Beautiful Bill Which Let The ACA Tax Credits Expire, Driving Up Health Care Costs For More Than 12,000 Individuals In NY-04 On Marketplace Plans, And Resulting In Higher Monthly Payments Or Individuals Foregoing Coverage Entirely While Cutting Back On Essentials Like Food**

**The One Big Beautiful Bill Made Health Care More Expensive For 11,600 NY-04 Residents That Received Coverage From ACA Marketplace Plans**

**2025: 221,534 Individuals In New York Were Enrolled In ACA Marketplace Plans. [KFF, [4/2/25](#)]**

Number Of New York State Residents Enrolled In ACA Marketplace Plans In 2025	
NY State	ACA Marketplace Enrollees
	221,534

[KFF, [4/2/25](#)]

**2025: 12,352 Individuals In NY-04 Were Enrolled In ACA Marketplace Plans. [KFF, [10/3/25](#)]**

Number Of NY-04 Residents Enrolled In ACA Marketplace Plans In 2025	
NY-04	ACA Marketplace Enrollees
	12,352

[KFF, [10/3/25](#)]

**60-Year-Old Couples Making \$82,000 In NY-04 Were Expected To See An Increase Of 168% In Out-Of-Pocket Monthly Payments When The ACA Tax Credits Expired**

**60-Year-Old Couples Making \$82,000 In NY-04 Were Expected To See An Average Increase Of 168% In Costs For Premiums After The Expiration Of The ACA Tax Credits. [KFF, accessed [5/19/26](#)]**

Average Premium Increase Percentage For NY-04 60-Year-Old Couples Making \$82,000 On Silver Premium Plans After Expiration Of ACA Tax Credits	
NY-04	Average Premium Increase
	168%

[KFF, accessed [5/19/26](#)]

**KFF Health System Tracker: Insurers That Participated In The ACA Marketplaces Raised Premiums On Average By 20% In 2026.** “For 2026, across 312 insurers participating in the ACA Marketplaces from the 50 states and the District of Columbia, this analysis shows a median proposed premium increase of 18%, which is about 11 percentage points higher than last year. This is the largest rate change insurers have requested since 2018, the last time that policy uncertainty contributed to sharp premium increases. On average, ACA Marketplace insurers are raising premiums by about 20% in 2026. Based on a more detailed analysis of available documents from insurers in 19 states and the District of Columbia, like in prior years, growth in health care prices stood out as a key factor driving costs in 2026. Insurers cite increasing cost and utilization of high-priced drugs as well as general market factors, such as increasing labor costs and inflation, as contributing to premium increases.” [Health System Tracker, [8/6/25](#)]

**The One Big Beautiful Bill Did Not Extend Enhanced Premium Tax Credits For ACA Marketplace Plans.** “The OBBBA did not extend enhanced premium tax credits for ACA marketplace plans. As a result, when open

enrollment begins on November 1, 2025, 20 million marketplace enrollees will see their premium costs spike.” [Center for American Progress, [7/29/25](#)]

- **The Expiration Of Enhanced Tax Credits Would Lead To Out-Of-Pocket Premiums For ACA Marketplace Enrollees Increasing By An Average Of Over 75%.** “In addition to rising healthcare costs, the majority of insurers are also taking into account the potential expiration of enhanced premium tax credits in their premium rate increases for the next year. The expiration of enhanced tax credits will lead to out-of-pocket premiums for ACA marketplace enrollees increasing by an average of more than 75%, with insurers expecting healthier enrollees to drop coverage. That, in turn, increases underlying premiums. Other federal policy changes, like the implementation of tariffs and the ACA Marketplace Integrity and Affordability rule were also discussed, though to a lesser extent.” [Health System Tracker, [8/6/25](#)]

---

**2026: In A Survey Of ACA Marketplace Enrollees, More Than Half Of Respondents Reported Cutting Back On Food, Clothing, Or Basic Household Items To Afford Health Care**

---

**Wall Street Journal: “Among All Survey Respondents Who Still Had ACA Plans...More Than Half Said They Were Cutting Back Spending On Food, Clothing Or Basic Household Items To Afford Healthcare.”** “Many of those who retained ACA plans are still in a 90-day grace period that allows them to keep their coverage even if they weren’t making premium payments. Among all survey respondents who still had ACA plans, 4% had yet to make a premium payment this year. More than half said they were cutting back spending on food, clothing or basic household items to afford healthcare. The ACA changes, which were the subject of a political battle that led to the longest-ever government shutdown last year, are likely to become a flashpoint again in this fall’s midterm elections. Democrats have blamed Republicans for failing to renew the expanded subsidies, and for growing healthcare costs. Republicans have argued the ACA is flawed and needs to be changed.” [Wall Street Journal, [3/19/26](#)]

- **MS NOW Headline: “Report: Majority Of ACA Enrollees Are Cutting Back On Food To Afford Health Insurance”** [MS NOW, [3/19/26](#)]

**More Than 140,000 New Yorkers Saw An Increase In Health Care Costs As A Result Of The ACA Tax Credits’ Expiration**

**LoHud: “About 140,000 New Yorkers [...] Faced A Nearly 40% Average Cost Spike Last Year If Their Subsidies Shrank Or Disappeared Altogether.”** “Miletic was one of about 140,000 New Yorkers who faced a nearly 40% average cost spike last year if their subsidies shrank or disappeared altogether. They were among about 220,000 people overall in New York who had no health insurance through their employers and were buying their own private plans through the state-run exchange.” [LoHud via Archive Today, [2/16/26](#)]

**Driscoll Supported The One Big Beautiful Bill Which Threatened Food Assistance For More Than 15,000 Households In Her District And Gave Billions In Tax Breaks To The Ultra-Wealthy**

**The One Big Beautiful Bill Enacted The Largest SNAP Cuts In History, Threatening Food Assistance For More Than 15,000 Households In NY-04**

---

**Center For American Progress: The One Big Beautiful Bill Enacted The Largest SNAP Cuts In The Program’s History**

---

**Center For American Progress: “The Senate Has Released Its Version Of The One Big Beautiful Bill Act, Which Would Enact The Largest Cut To The Supplemental Nutrition Assistance Program (SNAP) In The Program’s History According To Center For American Progress Estimates.”** “The Senate has released its version of the One Big Beautiful Bill Act, which would enact the largest cut to the Supplemental Nutrition

Assistance Program (SNAP) in the program's history according to Center for American Progress estimates. Despite the proposal cutting less than the House-passed version's nearly \$300 billion in cuts, it is even more extreme than the House version in some key aspects. Moreover, this legislation comes at a time when food insecurity is rising across all 50 states, reaching levels not seen since 2014." [Center for American Progress, [6/26/25](#)]

- **Axios: "The Bill Would Reduce Nutrition Funding, Which Includes SNAP, By Around \$186 Billion Between 2025 And 2034."** "By the numbers: The bill would reduce nutrition funding, which includes SNAP, by around \$186 billion between 2025 and 2034. While analyst's projections have fluctuated as the legislation's provisions are tweaked, analysts have indicated millions of people could be cut from SNAP under the work requirement provisions." [Axios, [7/3/25](#)]
- **HEADLINE: "House Reconciliation Bill Proposes Deepest SNAP Cut In History, Would Take Food Assistance Away From Millions of Low-Income Families."** [Center on Budget and Policy Priorities, [5/28/25](#)]

**The One Big Beautiful Bill Would Cut SNAP By Around \$186 Billion.** President Trump's massive tax and spending bill, which is advancing through the House after surviving its Republican push through the Senate, would slash food benefits for thousands. The big picture: It would mark a historic cut to the social safety net that Republicans claim weeds out waste, fraud and abuse — but experts say the restructuring of assistance programs could leave more people hungry and uninsured. [...] By the numbers: The bill would reduce nutrition funding, which includes SNAP, by around \$186 billion between 2025 and 2034. [Axios, [7/3/25](#)]

---

### The One Big Beautiful Bill Risked Food Assistance For 15,565 Households In NY-04

---

**According To The U.S. Department Of Agriculture, 15,565 Households Participated In Supplemental Nutrition Assistance Program (SNAP) In NY-04.** [USDA, accessed [10/09/25](#)]

#### Who Receives SNAP?

---

SNAP provides nutrition benefits to supplement the food budgets of low-income families so they can purchase healthy food.

In NY District 4, SNAP serves...

**15,565**  
HOUSEHOLDS

Explore below to learn about SNAP participants in NY District 4.

[USDA, accessed [10/09/25](#)]

### The One Big Beautiful Bill Gave Billions In Tax Breaks To The Ultra-Wealthy At The Expense Of Working Families

---

**Institute On Taxation And Economic Policy: The One Big Beautiful Bill Would Give The Richest 1% Of Americans \$117 Billion In Net Tax Cuts In 2026**

---

**Institute On Taxation And Economic Policy: The House-Passed Reconciliation Bill Would Give The Richest 1% Of Americans \$117 Billion In Net Tax Cuts In 2026.** "The House of Representatives today narrowly passed a massive tax and spending reconciliation bill that now heads to President Trump's desk. Please see below for a statement from ITEP and our latest updated analysis of how the bill's tax provisions will affect families at different income levels nationally and in every state. [...] The richest 1 percent of Americans would receive a total of \$117 billion in net tax cuts in 2026. The middle 20 percent of taxpayers on the income scale, a group that has 20 times the number of taxpayers as the richest 1 percent, would receive less than half that much, \$53 billion in net tax cuts that year." [Institute on Taxation and Economic Policy, [7/3/25](#)]

- **Washington Post Headline: "Corporations To Claim \$16B From Retroactive GOP Tax Break, Federal Report Says"** [Washington Post, [12/2/25](#)]

---

## **The One Big Beautiful Bill's Biggest Tax Cuts Benefited The Wealthiest Giving Them Tax Cuts Three Times Greater Than For Working Americans**

---

**The One Big Beautiful Bill's Biggest Tax Cuts Benefited The Wealthiest Americans.** “The One Big Beautiful Bill includes the largest tax cuts in U.S. history. Whether it’s actually ‘beautiful’ is in the eye of the beholder. At every income level taxes should subsidize. That’s a big selling point from President Donald Trump and fellow Republicans who pushed the law through Congress with no Democratic support. It will benefit everyone. But the biggest cuts go to the wealthiest taxpayers – the ones who pay the lion’s share of taxes. For most families the savings will be miniscule in comparison, in raw dollars and as a share of income. And millions will lose subsidized health insurance and other benefits. Critics see a plan that widens income inequality and, worse, offsets tax cuts for the wealthy with draconian spending cuts that hit lower-income households.” [Cronkite News, [7/16/25](#)]

**The House-Passed Republican Reconciliation Bill Extended The Tax Cuts And Jobs Act Which Skewed In Favor Of The Wealthy By Providing Them Tax Cuts That Were Three Times Greater Than For Working Americans.** “The tax provisions of the House Republican reconciliation bill double down on the failures of the 2017 tax law, which was skewed in favor of the richest people in the country, further eroded the nation’s revenue base, and didn’t produce the promised economic gains for working people.[1] Instead of changing course and prioritizing people with low and moderate incomes as House Republicans’ rhetoric about supporting hard-pressed working families would suggest, the House Republican tax bill only offers more of the same. The bill is heavily skewed to the wealthy: Under the bill, the top 1 percent of people would receive tax cuts three times the size of those for people with incomes in the bottom 60 percent, measured as a share of after-tax income. (See Figure 1.) The top 0.6 percent of people — the 1.2 million people with annual incomes above \$1 million — would receive more total tax cuts than the 127 million people with incomes below \$100,000. [...] The bill extends and expands the 2017 tax law’s increase in the estate tax exemption, boosting the cut in estate taxes for the 1 in 1,000 wealthiest estates to \$6.3 million.[3] Next year a couple could pass on an estate worth up to \$30 million tax free, \$1.7 million more than under a simple extension of the 2017 law.” [CBPP, [5/22/25](#)]

**CBS: “Like Penn Wharton, Other Researchers Have Said The Republican Bill Is Likely To Benefit Wealthy Americans At The Expense Of People Lower Down The Ladder.”** “Like Penn Wharton, other researchers have said the Republican bill is likely to benefit wealthy Americans at the expense of people lower down the ladder. The measure would likely reduce the financial resources available to the lowest-earning 10% of U.S. households by \$1,600 per year, or almost 4% of their annual income, according to a report published earlier this month by the nonpartisan Congressional Budget Office. White House officials have previously questioned the CBO's scoring of the bill. But the highest-earning 10% of households would see a gain of \$12,000 per year in resources, while middle-income households would see a gain of \$500 to \$1,000, the CBO projected. Its analysis is based on the bill's tax breaks, as well as reductions for federal programs and reductions in state funds for safety net programs such as Medicaid and food stamps. In considering the impact of higher U.S. debt on future generations, the cost would come in the form of lower wages and higher costs, such as more expensive mortgages, Smetters said.” [CBS News, [6/26/25](#)]

**The Hill: “The Republicans’ ‘Big, Beautiful Bill’ Will Make The Poorest Americans Even Poorer, While Padding The Wallets Of The Highest Earners The Most, According To An Analysis Released Monday By Congress’s Budget Arm.”** “The Republicans’ ‘big, beautiful bill’ will make the poorest Americans even poorer, while padding the wallets of the highest earners the most, according to an analysis released Monday by Congress’s budget arm. The assessment, conducted by the Congressional Budget Office (CBO) at the request of top Democrats, found that the top 10 percent of earners in the country will see an average boost of \$13,600 per year over the next decade as a direct result of provisions in the law, while the bottom 10 percent will see an average annual decrease of \$1,200. The report challenges the arguments made by President Trump and other Republicans that the massive domestic policy package would benefit workers at all levels of wealth and income. And it’s given fuel to the attacks from Democrats that the legislation was, all along, designed to help the wealthiest people at the expense of the working poor.” [The Hill, [8/11/25](#)]

- **HEADLINE: “Budget Office Says GOP’s ‘Big, Beautiful Bill’ Will Make Rich Richer, Poor Poorer.”**  
[The Hill, [8/11/25](#)]

---

## **The One Big Beautiful Bill Would Enact The Largest Upward Wealth Transfer In American History**

---

**Atlantic: “House Republicans Worked Through The Night To Advance A Massive Piece Of Legislation That Might, If Enacted, Carry Out The Largest Upward Transfer Of Wealth In American History.”** “House Republicans worked through the night to advance a massive piece of legislation that might, if enacted, carry out the largest upward transfer of wealth in American history. That is not a side effect of the legislation, but its central purpose. The ‘big, beautiful bill’ would pair huge cuts to food assistance and health insurance for low-income Americans with even larger tax cuts for affluent ones.” [The Atlantic, [5/22/25](#)]

- **HEADLINE: “The Largest Upward Transfer Of Wealth In American History.”** [The Atlantic, [5/22/25](#)]

### **California Budget And Policy Center: The House Budget Bill Prioritized A Massive Wealth Transfer.**

“While today’s vote does not make the cuts inevitable — and the proposals now move to the Senate for deliberation — the threat is real, and it is clear that the priority is a massive wealth transfer that creates cruelty and harm for the most vulnerable. If approved by the Senate, the House’s budget reconciliation package would cause significant harm to people with low incomes, immigrants and mixed-status families, women, seniors, and communities of color. It would also threaten the fiscal and economic health of our state and nation.” [California Budget and Policy Center, [5/22/25](#)]

**CNN: “The Following Numbers Show How The Rich Would Get The Biggest Boost In Their After-Tax Income Compared To Others.”** “It took intense lobbying from President Donald Trump, an all-nighter, and a vote on a bill for which many people did not yet have a clear grasp of the final changes, but House Republicans got it done this week. They passed their version of the ‘one big, beautiful bill,’ a behemoth that pairs tax cuts with new provisions that will push people off Medicaid and food assistance. Low-income Americans will feel the effect of changes to aid programs, while the wealthy will see most of the windfall from tax cuts, according to multiple assessments. [...] Higher-income taxpayers would come out ahead, with 60% of the tax cuts going to the top 20%, who have incomes of at least \$217,000, next year and more than a third going to the top 5%, or those who earn \$460,000 or more, according to the center. The following numbers show how the rich would get the biggest boost in their after-tax income compared to others. Those in the top 20% would see an average tax cut of \$12,660 next year, increasing their after-tax income by 3.4%. But again, that’s compared with current law, in which Trump’s first-term tax cuts are expiring. Middle-income earners, those making between about \$67,000 and \$119,000, would get a tax break of \$1,840, bumping up their after-tax income by 2.4%, while those in the lowest bracket, who earn less than about \$35,000, would get a tax cut of \$160, nudging up their after-tax income by 0.8%.” [CNN, [5/24/25](#)]

**CAP: “The One Big Beautiful Bill Act Would Issue The Largest Transfer Of Wealth From Working-Class Americans To The Ultrawealthy In The Nation’s History.”** “The One Big Beautiful Bill Act would issue the largest transfer of wealth from working-class Americans to the ultrawealthy in the nation’s history. To do so, House Republicans are proposing to cut programs that are essential to people, especially in states that voted for Trump in the last election, in order to pay for tax cuts for the wealthiest Americans. Under this proposal, millionaires would see a larger tax cut than the bottom half of Americans combined—with more than \$1.5 trillion in tax cuts going to the top 5 percent. In total, households that make at least \$1 million per year would receive roughly twice as much in tax breaks as the bottom 50 percent of the nation combined. Roughly 57 million households in the bottom 60 percent would see a tax increase or a negligible tax change (\$100 in either direction) under the House Republican proposal. Not only does this proposal extend the 2017 Tax Cuts and Jobs Act’s tax breaks for the wealthy, but it also adds additional loopholes that skew the tax code even more in favor of the ultrawealthy. Polling demonstrates that Republican voters oppose the bill when they learn that the tax cuts overwhelmingly benefit those who are already rich.” [Center for American Progress, [6/13/25](#)]

**CBPP: The Republican Reconciliation Bill Was Tilted To Those At The Very Top.** “The House Republican reconciliation bill would give huge tax breaks to wealthy individuals, businesses, and large corporations while leaving behind or raising costs for millions of working families. Here are some of the impacts: Under the bill, the

average family earning less than \$50,000 would get under \$300 in tax cuts in 2027, less than \$1 a day, while the average tax filer earning \$1 million or more a year would receive about \$90,000 in tax breaks. That's how tilted the bill is to those at the very top, with policies like an even bigger special deduction for wealthy business owners — millionaires get more than half of this break — and an estate tax-free exemption for wealthy heirs of \$30 million per couple." [Center on Budget and Policy Priorities, [6/17/25](#)]

**CBS: “Like Penn Wharton, Other Researchers Have Said The Republican Bill Is Likely To Benefit Wealthy Americans At The Expense Of People Lower Down The Ladder.”** “Like Penn Wharton, other researchers have said the Republican bill is likely to benefit wealthy Americans at the expense of people lower down the ladder. The measure would likely reduce the financial resources available to the lowest-earning 10% of U.S. households by \$1,600 per year, or almost 4% of their annual income, according to a report published earlier this month by the nonpartisan Congressional Budget Office. White House officials have previously questioned the CBO's scoring of the bill. But the highest-earning 10% of households would see a gain of \$12,000 per year in resources, while middle-income households would see a gain of \$500 to \$1,000, the CBO projected. Its analysis is based on the bill's tax breaks, as well as reductions for federal programs and reductions in state funds for safety net programs such as Medicaid and food stamps. In considering the impact of higher U.S. debt on future generations, the cost would come in the form of lower wages and higher costs, such as more expensive mortgages, Smetters said.” [CBS News, [6/26/25](#)]

**The Reconciliation Bill Would Cause Lower-Income Americans’ Income To Fall, While Higher-Income Americans’ Income Would Rise.** “The Congressional Budget Office, a nonpartisan federal scorekeeper, estimates income for the bottom 10% of households would fall by 2% in 2027 and by 4% in 2033 as a result of the bill’s changes. By contrast, those in the top 10% would get an income boost from the legislation: 4% in 2027 and 2% in 2033, CBO found. A Yale Budget Lab analysis found a similar dynamic. The bottom 20% of households — who make less than \$14,000 a year — would see their annual incomes fall about \$800 in 2027, on average, Yale estimates. The top 20% — who earn over \$128,000 a year — would see theirs grow by \$9,700, on average, in 2027. The top 1% would gain \$63,000. The Yale and CBO analyses don’t account for last-minute changes to the House legislation, including stricter work requirements for Medicaid. ‘It skews pretty heavily toward the wealthy,’ said Ernie Tedeschi, director of economics at the Yale Budget Lab and former chief economist at the White House Council of Economic Advisers during the Biden administration” [CNBC, [5/23/25](#)]

**HEADLINE: “The Radical Republican Budget Bill Steals From The Poor To Give Tax Cuts To The Rich.”** [Economic Policy Institute, [7/2/25](#)]

**HEADLINE: “Historic Tax Cuts In Trump’s Big Beautiful Bill Have Wide Gap Between Winners And Big Winners.”** [Cronkite News, [7/16/25](#)]

**The Republican Reconciliation Bill Would Cost The Lowest-Income Households \$1,600 A Year In Federal Resources While The Highest-Income Households Would Gain \$12,000.** “The lowest-income households in the United States would lose \$1,600 a year in federal resources under the domestic-policy package House Republicans passed last month, Congress’ nonpartisan scorekeeper predicts. At the same time, resources would be increased by \$12,000 for the highest-income households under the legislation, according to the analysis the Congressional Budget Office published Thursday. For middle-income households, the bill is projected to increase resources by \$500 to \$1,000 a year, an increase of less than 1 percent of their income.” [Politico, [6/12/25](#)]

**HEADLINE: “Megabill Would Cost Poorest Households \$1,600 A Year, Boost Richest By \$12K, CBO Predicts.”** [Politico, [6/12/25](#)]

**HEADLINE: “The One Big Beautiful Bill Act Would Ravage Regions Won By Donald Trump While Giving Tax Breaks To The Rich.”** [Center for American Progress, [6/13/25](#)]

---

**The One Big Beautiful Bill Would Make The “Poorest Americans Even Poorer”**

---

**The Hill: “The Republicans’ ‘Big, Beautiful Bill’ Will Make The Poorest Americans Even Poorer, While Padding The Wallets Of The Highest Earners The Most, According To An Analysis Released Monday By Congress’s Budget Arm.”** “The Republicans’ ‘big, beautiful bill’ will make the poorest Americans even poorer, while padding the wallets of the highest earners the most, according to an analysis released Monday by Congress’s budget arm. The assessment, conducted by the Congressional Budget Office (CBO) at the request of top Democrats, found that the top 10 percent of earners in the country will see an average boost of \$13,600 per year over the next decade as a direct result of provisions in the law, while the bottom 10 percent will see an average annual decrease of \$1,200. The report challenges the arguments made by President Trump and other Republicans that the massive domestic policy package would benefit workers at all levels of wealth and income. And it’s given fuel to the attacks from Democrats that the legislation was, all along, designed to help the wealthiest people at the expense of the working poor.” [The Hill, [8/11/25](#)]

- **HEADLINE: “Budget Office Says GOP’s ‘Big, Beautiful Bill’ Will Make Rich Richer, Poor Poorer.”** [The Hill, [8/11/25](#)]

**Bloomberg: “President Donald Trump’s Tax And Spending Law Will Deal A Financial Blow To The Poorest Americans While Boosting The Income Of Wealthier Households, According To A New Analysis From The Congressional Budget Office.”** “President Donald Trump’s tax and spending law will deal a financial blow to the poorest Americans while boosting the income of wealthier households, according to a new analysis from the Congressional Budget Office. The poorest 10% of households will lose an average of about \$1,200 in resources per year, amounting to a 3.1% cut in their income, according to the analysis released Monday of the ‘One Big Beautiful Bill Act.’ Households in the highest 10% of incomes will see about a \$13,600 boost in resources on average, amounting to a 2.7% increase in their incomes. Earners in the middle of the distribution will see their annual resources grow by about \$800 to \$1,200 on average, according to the analysis. [...] The hit to poorer families will largely result from the loss of benefits from social spending programs, while much of the benefit to the wealthy will come from tax benefits and cash transfers, according to the CBO.” [Bloomberg, [8/11/25](#)]

- **Bloomberg: “The Poorest 10% Of Households Will Lose An Average Of About \$1,200 In Resources Per Year, Amounting To A 3.1% Cut In Their Income, According To The Analysis Released Monday Of The ‘One Big Beautiful Bill Act.’** “President Donald Trump’s tax and spending law will deal a financial blow to the poorest Americans while boosting the income of wealthier households, according to a new analysis from the Congressional Budget Office. The poorest 10% of households will lose an average of about \$1,200 in resources per year, amounting to a 3.1% cut in their income, according to the analysis released Monday of the ‘One Big Beautiful Bill Act.’ Households in the highest 10% of incomes will see about a \$13,600 boost in resources on average, amounting to a 2.7% increase in their incomes. Earners in the middle of the distribution will see their annual resources grow by about \$800 to \$1,200 on average, according to the analysis. [...] The hit to poorer families will largely result from the loss of benefits from social spending programs, while much of the benefit to the wealthy will come from tax benefits and cash transfers, according to the CBO.” [Bloomberg, [8/11/25](#)]
- **Bloomberg: “Households In The Highest 10% Of Incomes Will See About A \$13,600 Boost In Resources On Average, Amounting To A 2.7% Increase In Their Incomes.”** “President Donald Trump’s tax and spending law will deal a financial blow to the poorest Americans while boosting the income of wealthier households, according to a new analysis from the Congressional Budget Office. The poorest 10% of households will lose an average of about \$1,200 in resources per year, amounting to a 3.1% cut in their income, according to the analysis released Monday of the ‘One Big Beautiful Bill Act.’ Households in the highest 10% of incomes will see about a \$13,600 boost in resources on average, amounting to a 2.7% increase in their incomes. Earners in the middle of the distribution will see their annual resources grow by about \$800 to \$1,200 on average, according to the analysis. [...] The hit to poorer families will largely result from the loss of benefits from social spending programs, while much of the benefit to the wealthy will come from tax benefits and cash transfers, according to the CBO.” [Bloomberg, [8/11/25](#)]
- **Bloomberg: “The Hit To Poorer Families Will Largely Result From The Loss Of Benefits From Social Spending Programs, While Much Of The Benefit To The Wealthy Will Come From Tax Benefits And**

**Cash Transfers, According To The CBO.** “President Donald Trump’s tax and spending law will deal a financial blow to the poorest Americans while boosting the income of wealthier households, according to a new analysis from the Congressional Budget Office. The poorest 10% of households will lose an average of about \$1,200 in resources per year, amounting to a 3.1% cut in their income, according to the analysis released Monday of the ‘One Big Beautiful Bill Act.’ Households in the highest 10% of incomes will see about a \$13,600 boost in resources on average, amounting to a 2.7% increase in their incomes. Earners in the middle of the distribution will see their annual resources grow by about \$800 to \$1,200 on average, according to the analysis. [...] The hit to poorer families will largely result from the loss of benefits from social spending programs, while much of the benefit to the wealthy will come from tax benefits and cash transfers, according to the CBO.” [Bloomberg, [8/11/25](#)]

- **HEADLINE: “Trump Tax Law Squeezes Poor, Boosts Income For Wealthy, CBO Says.”** [Bloomberg, [8/11/25](#)]

**Driscoll Supported The One Big Beautiful Bill Which Was Expected To Raise The National Debt By \$3.4 Trillion And Make It Harder For New Yorkers To Pay For Basic Needs Including Health Care And Housing Despite Her Claims Of Bringing Fiscal Responsibility To Washington**

**The One Big Beautiful Bill Was Expected To Raise The National Debt By \$3.4 Trillion, Meaning Less Funding Available To Invest In Safety Net Programs And Higher Rates For Housing And Education**

---

**The One Big Beautiful Bill Was Estimated To Add \$3.4 Trillion To The National Debt Over A Decade, According To The Nonpartisan Congressional Budget Office**

---

**NBC News Headline: “Trump's 'Big, Beautiful Bill' Is Projected To Add \$3.4 Trillion To The Debt, Budget Office Says”** [NBC News, [7/21/25](#)]

**The Big Beautiful Bill Was Projected To Add \$3.4 Trillion To The U.S. National Debt Over The Next Decade, According To The Nonpartisan Congressional Budget Office.** “President Donald Trump’s “big, beautiful bill,” which he signed into law this month, will add \$3.4 trillion to the U.S. national debt over the next decade, according to a report the nonpartisan Congressional Budget Office published Monday. The report found that the law, which Republicans passed along party lines, will also “increase by 10 million the number of people without health insurance” by 2034. The budget office scrutinized the final version of the bill after Republicans made a series of last-minute changes to cobble together the votes needed in the Senate; it passed 51-50. That revised version subsequently passed the House on a vote of 218-214. Trump enacted it on July 4.” [NBC News, [7/21/25](#)]

---

**A Higher National Debt Meant Lower Investments In Health Care And Retirement As Well As Higher Rates For Mortgages And Education, Among Other Impacts, According To Experts**

---

**Paying Off The Nation's Interest On The Debt Would Make It Harder For The Country To Invest In Retirement Programs, Health Care Programs, Research, And Education, According To Brett Loper, The Vice President Of Policy At The Peter G. Peterson Foundation, A Nonpartisan Organization Studying The Nation's Fiscal Challenges.** “If the debt continues to rise at a record rate, taxpayers will feel the impact, said Brett Loper, the vice president of policy at the Peter G. Peterson Foundation, a nonpartisan organization focused on addressing the nation's fiscal challenges. Paying off the nation's interest on the debt would make it harder for the country to invest in programs such as retirement programs, health care programs, research, and education, according to Loper.” [KCRA, [7/23/25](#)]

- **Loper Warned A Rising National Debt Would Increase Rates On Loans For Businesses, New Cars, Mortgages, And Education.** “The rising debt would also pressure the Treasury Department to divert funding from investing in a new company, startup, or small business, to selling off U.S. Treasuries, Loper said. Since lending is tied to the Treasury rate, interest rates on loans for businesses, new cars, mortgages, and education will also increase. ‘That’s where it will really begin to squeeze the economy,’ Loper said. ‘And families at the household level will be able to really feel it as well.’” [KCRA, [7/23/25](#)]

**Driscoll’s Support To Increase The National Debt Stood In Stark Contrast To Her Past Statements On Bringing Fiscal Responsibility To Washington**

**Driscoll Claimed She Would Deliver “Tax Relief, Fiscal Responsibility And Common-Sense Leadership To Washington.”** “County GOP chairman Joseph Cairo and his lieutenants faced a deadline Tuesday to formally fill a primary ballot vacancy, as D’Esposito decided not to run. He had won the seat in 2022 against Gillen but lost to her in 2024. In a statement, Driscoll pledged to deliver ‘tax relief, fiscal responsibility and common-sense leadership to Washington.’” [Newsday, [4/14/26](#)]